

**Lakeside
City Alliance**

www.LakesideCityAlliance.org

**Lakeside City Alliance
Community Informational Meeting**

Briarcliff Baptist Church

August 26, 2013

**Remember these numbers
(there will be a quiz later)**

0

3

14

1

Lakeside City Alliance

www.LakesideCityAlliance.org

800 lbs.



Lakeside City Alliance

www.LakesideCityAlliance.org

FAQ's

1. What is the Lakeside City Alliance?
2. Why create a new city?
3. Will my property taxes increase?
4. Isn't this just another layer of government?
5. What would the new city look like? How big would it be?

What is the Lakeside City Alliance?

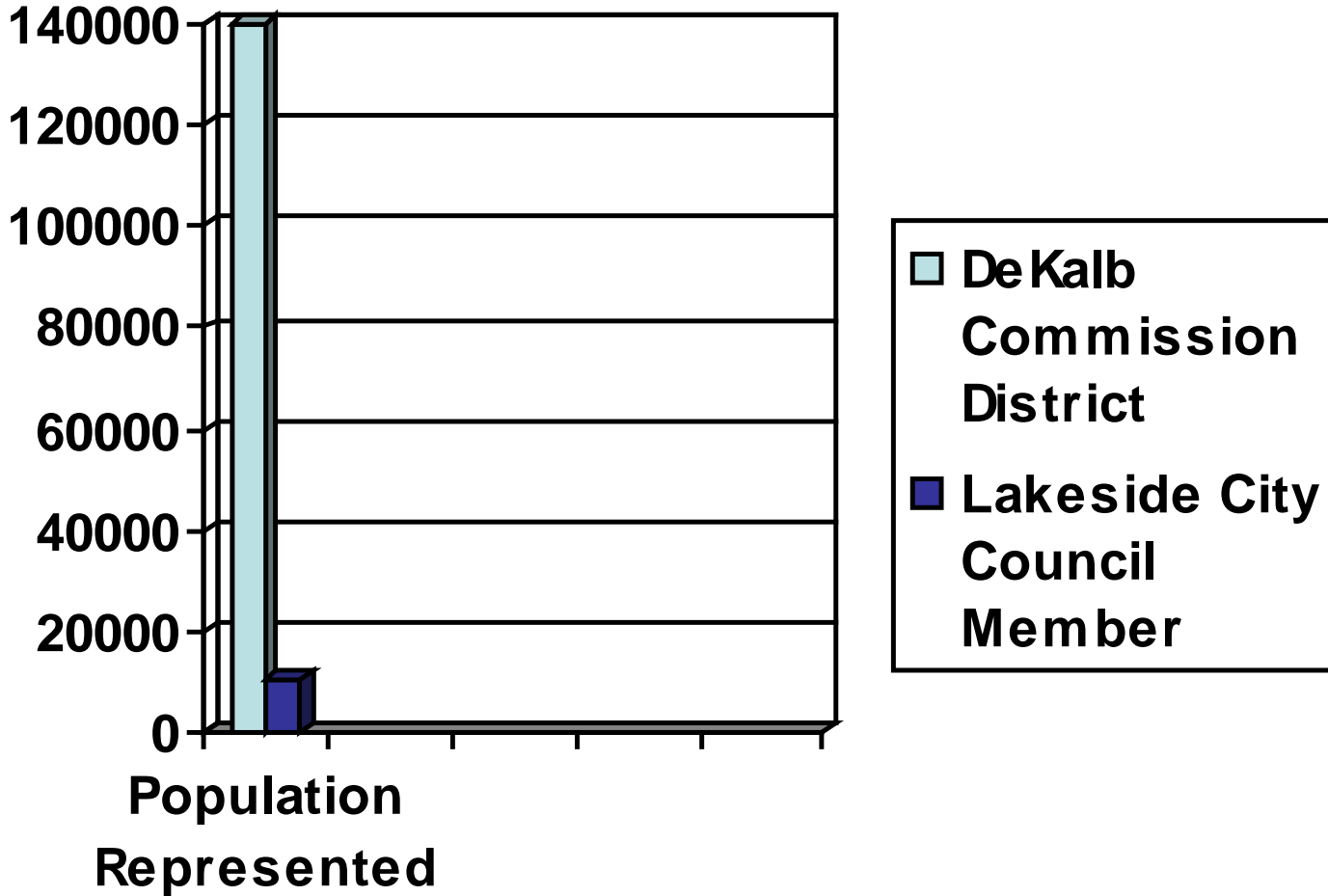
Grassroots group of North DeKalb neighbors working to understand how a new city might benefit the citizens of our North DeKalb community.

Bios of all our board members can be found on our website at www.lakesidealliance.org

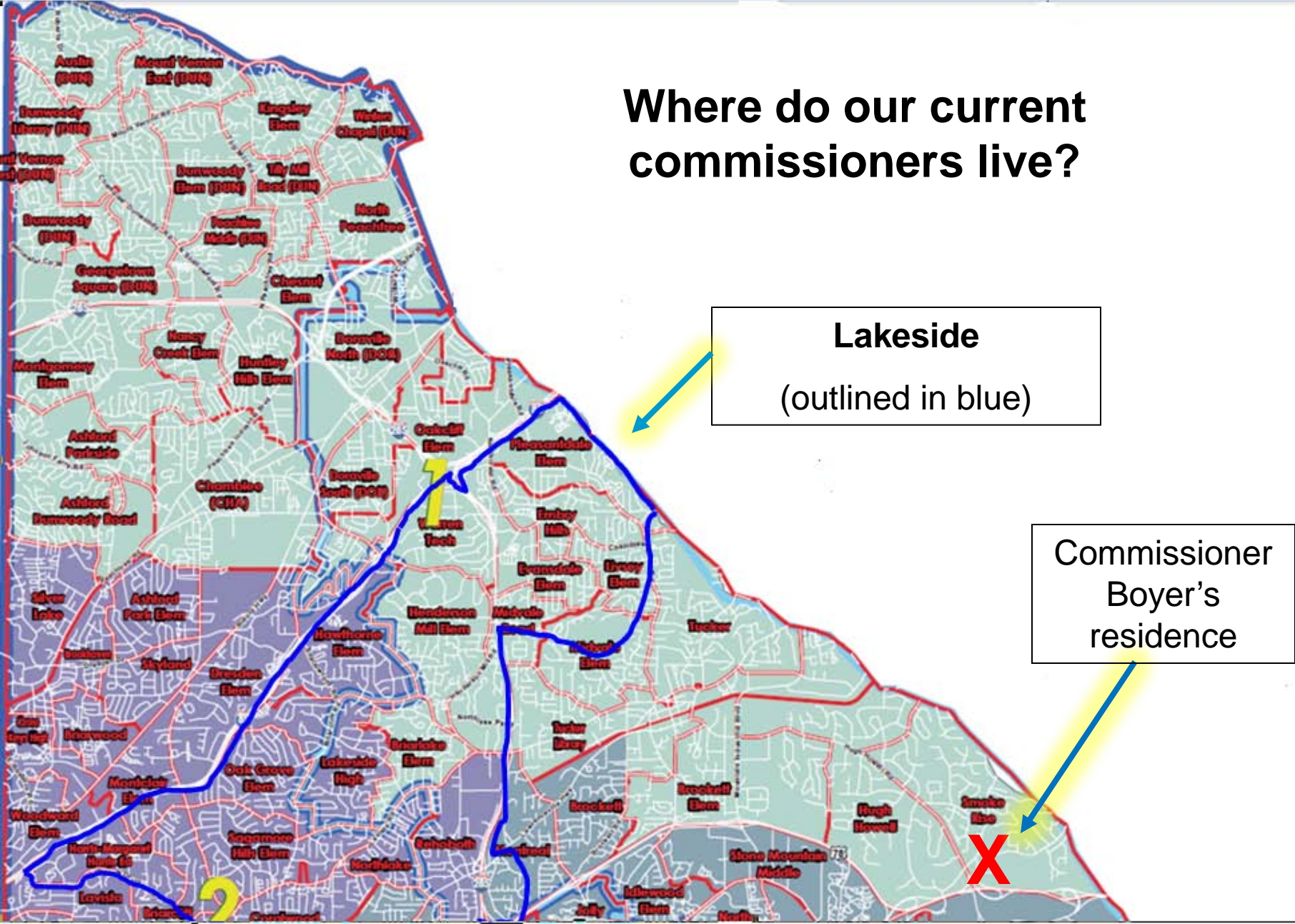
Why Form a New City?

- “Walking distance” representation
- Local control over issues, services, money
- Fiscal responsibility - more efficient and local use of tax dollars
- Input and direction of economic development
- Cohesive community identity

Walking Distance Representation



Where do our current commissioners live?

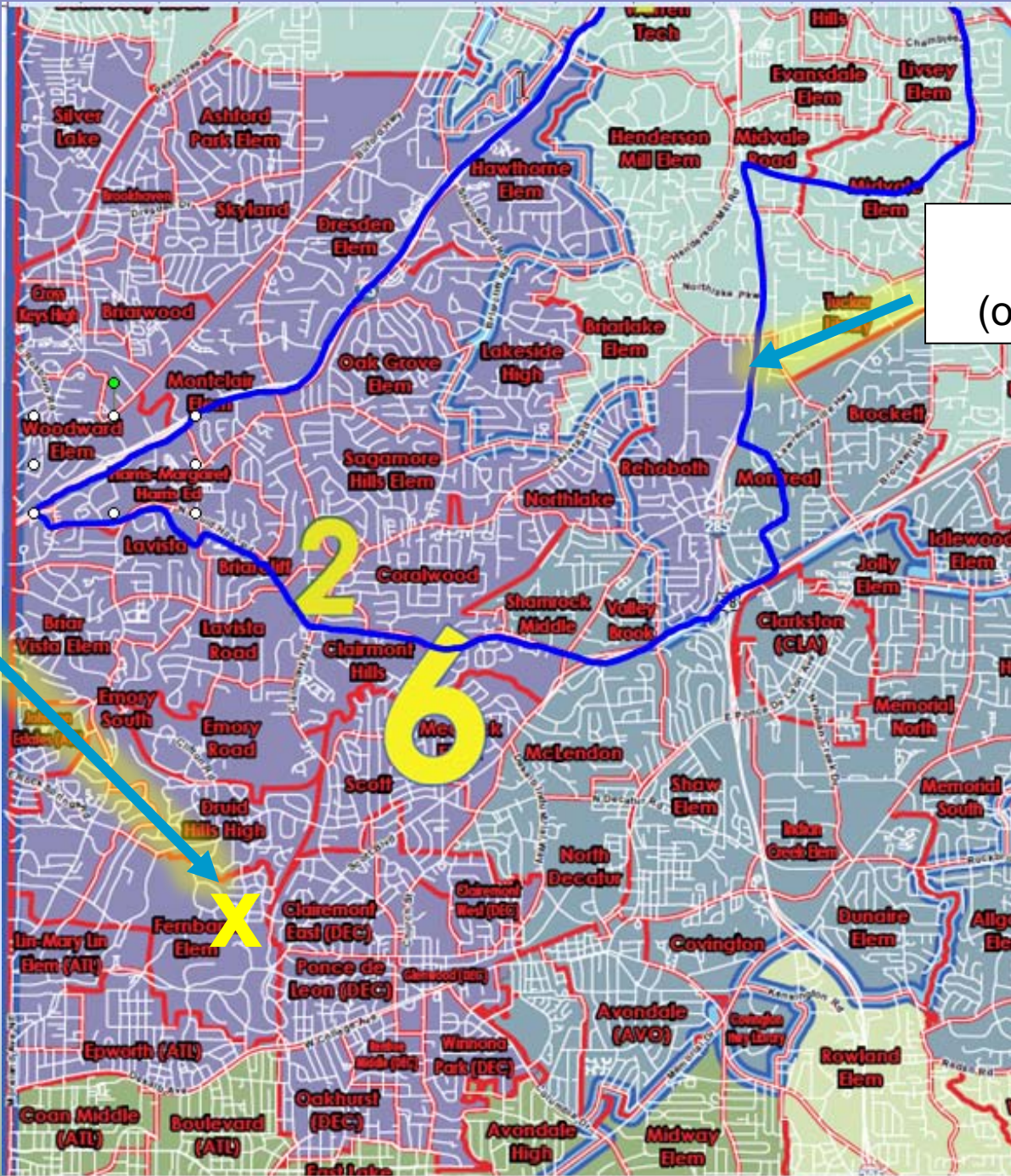


Lakeside
(outlined in blue)

Commissioner Boyer's residence

X

Commissioner Rader's residence



Lakeside
(outlined in blue)

Minimum Requirement for Cityhood

Must provide **at least** three (3) government services (does NOT include schools), such as:

- Land Use & Zoning
- Parks & Recreation
- Public Safety (Police and/or Code Enforcement)
- Public Works

Most frequently cited services desired
by members of our community

The County Would Continue to Provide... *

- **Schools (Board of Education)**
- Fire and 911
- Garbage removal and recycling
- Water and sewer
- Libraries
- County Jail
- State and Superior Courts

Services are provided through Intergovernmental Agreements (IGAs)

*City offering may change, but these are services traditionally offered by other cities.

The 800-lb.
gorilla in the
room –

TAXES



A ***Shift*** of Funds and Services
without a Tax Increase

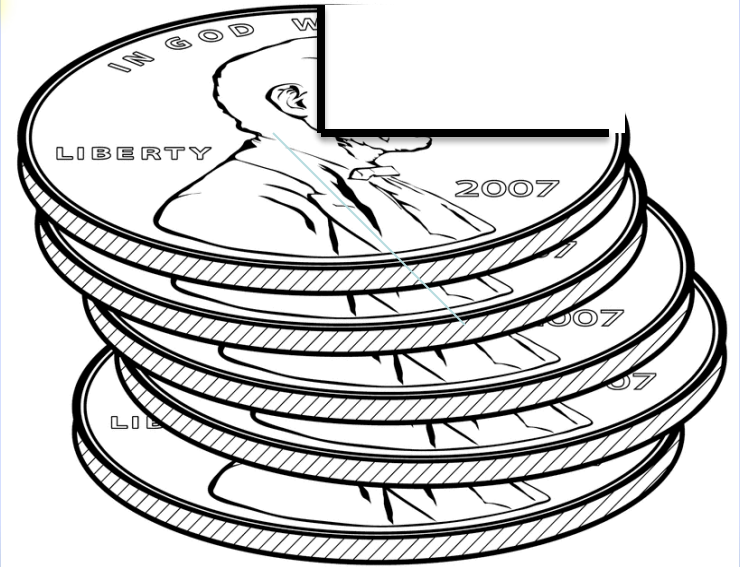
A Revenue-Neutral Impact
on Property Taxes



4.75¢ out of a dollar

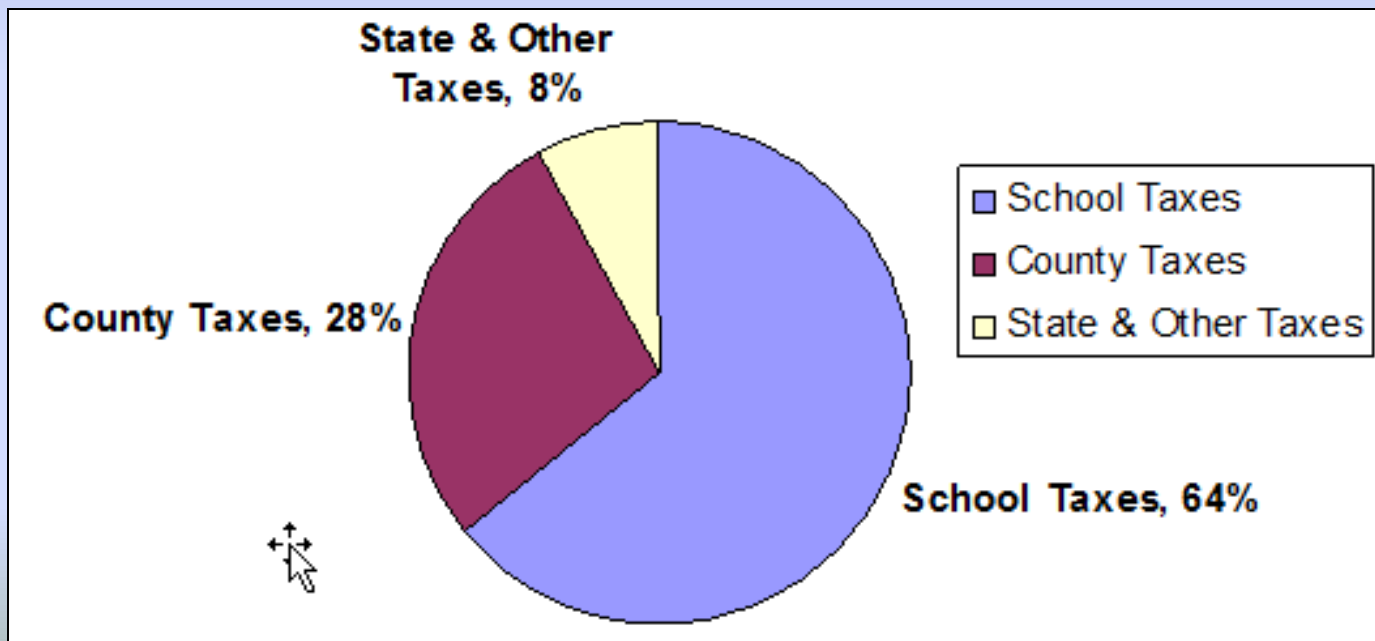
County Share

City Share



Three (3) types of DeKalb County Property Taxes:

- | | |
|------------------------|-----|
| 1. School Board Taxes: | 64% |
| 2. County Taxes: | 28% |
| 3. State & Other: | 8% |



A Tax-Neutral *Shift* in Revenue

NOT a new tax

COUNTY ← Fire & Rescue → CITY

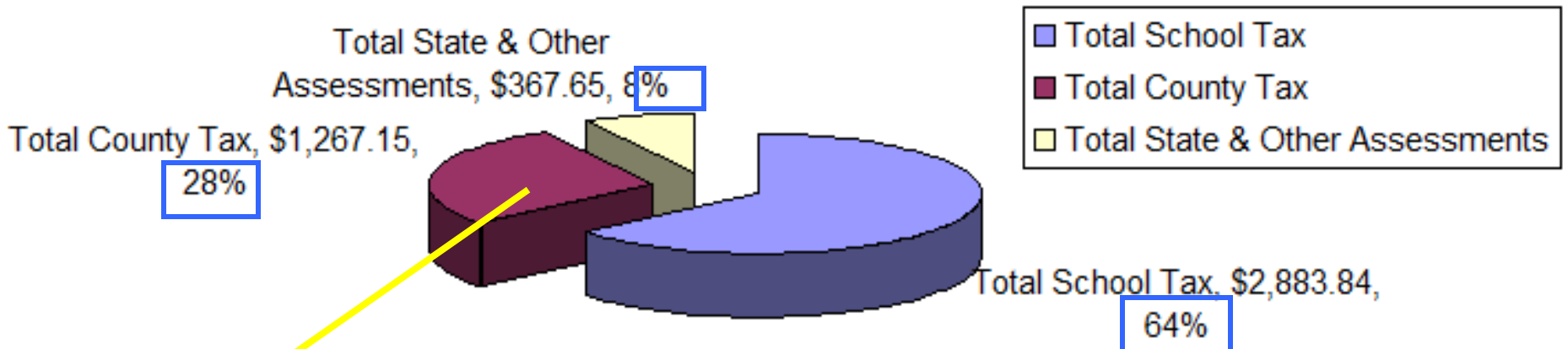
Unincorporated Tax District Revenue

- Police
- Fire & Rescue
- Public Works
 - Transportation
 - Roads

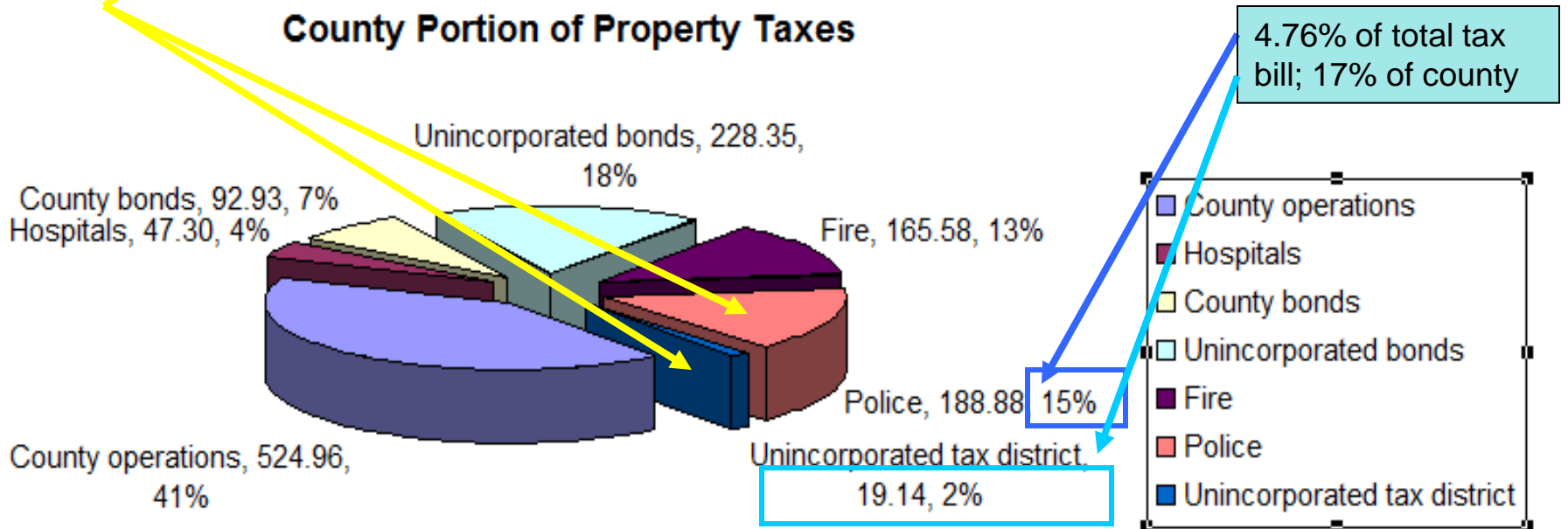
Unincorporated Tax District Revenue

- Police
- ~~•Fire & Rescue~~
- Public Works
 - Transportation
 - Roads

Total Property Taxes



County Portion of Property Taxes



Other City Revenue Sources

- Franchise fees
- Building permit revenue
- Real estate excise tax
- State and Federal Grants
- Hotel/Motel Tax
- HOST Revenues
- Business license fees

**Pros and Cons:
Weighing the Benefits and Risks**

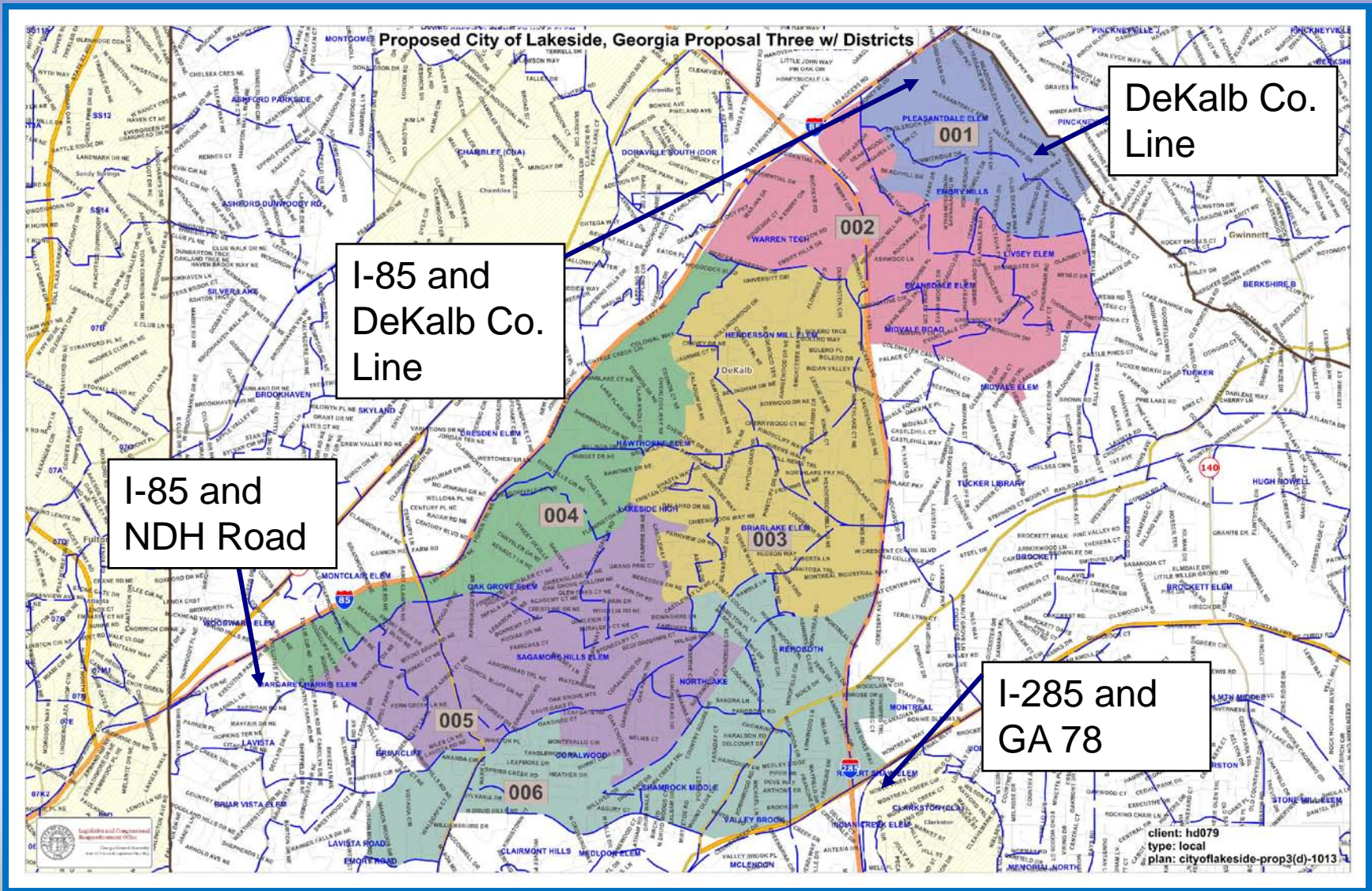
Potential Benefits

- **Local control over city services**
- **Safer neighborhoods**
- **Mechanism to revitalize local shopping, parks, common areas**
- **Tax equity**
- **Improved community identity**
- **Local advocates serving locally**
- **City-dedicated development authority (new community investment and revitalization of existing development)**
- **Maintain/improve quality of life in our community**

Potential Risks

- **Lack of experience in providing services**
- **Unknown government entity (and officials)**
- **Startup financing required**
- **Budget and Revenue estimates are projected, not tested**
- **Will services be better and/or more efficiently delivered under a new city government?**
- **Would DeKalb County cooperate with the new city before, during and after the incorporation of a new city?**

Proposed Boundaries



DeKalb Cityhood Facts: State Rank

POPULATION				
City	~Population	Square Miles	State Rank by Population	Incorporated
Lakeside	63,000	20	12	2014
Dunwoody	46,200	12.1	16	2008
Brookhaven	45,000	12	17	2012
Decatur	19,500	4.2	47	1823
Chamblee	9,900	3.1	92	1907
Clarkston	7,600	1.1	112	1882
Stone Mountain	5,800	1.6	134	1839
Avondale	3,000	1.1	211	1927
Lithonia	2,000	0.8	268	1970
Pine Lake	750	0.2	375	1937

Next Steps

- Continue community meetings and fundraising
- Feasibility Study (pending; due late fall)
- Bill in Legislature must be approved and signed by Governor (SB 270 sponsored by Sen. Fran Millar)
- Referendum vote in June 2014
- Transition commission (Summer 2014)
- City opens doors January 2015

BY THE NUMBERS

0 = No Tax Increase

≥ 3 = At least 3 services

14 = Fourteen times the representation

1 = You



To Be or Not to Be:

What is the “right”
answer to the question
of cityhood?

**Each community, each
neighborhood and each
family must decide for itself**

Q & A